

# Electrochemical Performance of $\text{LiV}_3\text{O}_8/\text{PPy}$ Composite Materials Synthesized by the Non-water System

Shi Chuan, Hu Shengming, Ren Xiangzhong, Gao Yuan, Zhang Peixin

Shenzhen University, Shenzhen 518060, China

**Abstract:**  $\text{LiV}_3\text{O}_8$ /polypyrrole (PPy) composite materials were prepared by an oxidative polymerization of pyrrole monomer on the surface of  $\text{LiV}_3\text{O}_8$  using ethanol as a medium,  $\text{FeCl}_3$  as an oxidant, benzene sulfonic acid sodium salt as a dopant. The crystal structures and microstructures of  $\text{LiV}_3\text{O}_8/\text{PPy}$  were characterized by X-ray diffraction (XRD), scanning electron microscope (SEM) and transmission electron microscopy (TEM). The electrochemical properties of the composites were investigated with galvanostatic charge-discharge test, cyclic voltammetry (CV) and electrochemical impedance spectroscopy (EIS). The results indicate that 10 nm pyrrole is uniformly polymerized around the  $\text{LiV}_3\text{O}_8$ , and the PPy-coating does not alter the crystal structure of the  $\text{LiV}_3\text{O}_8$ .  $\text{LiV}_3\text{O}_8/\text{PPy}$  composite material containing 6% PPy (LVP6) exhibits perfect electrochemical properties, whose first discharge capacity reaches a high specific discharge capacity of 274 mAh/g and maintains a stable capacity of 239.4 mAh/g within 100 cycles at the charge-discharge rate of 0.1 C and in the voltage range of 1.8~4.0 V, and the capacity retention is 87.4%. But the pure  $\text{LiV}_3\text{O}_8$  shows that the first discharge capacity is 227.4 mAh/g and the discharge capacity is 160.1 mAh/g after 100 cycles, the capacity retention is only about 70.4%.  $\text{LiV}_3\text{O}_8/\text{PPy}$  composite materials exhibit better cycling performance than the pure  $\text{LiV}_3\text{O}_8$ .

**Key words:**  $\text{LiV}_3\text{O}_8$ ; polypyrrole; coating; cathode material

Among the studied cathode materials, Lithium trivanadates ( $\text{LiV}_3\text{O}_8$ ) has attracted more and more attention because of its layered structure, high energy density (730 Wh/kg), low cost, pollution-free and so on<sup>[1-3]</sup>.  $\text{LiV}_3\text{O}_8$  is expected to become a new promising cathode material for rechargeable lithium batteries. Vanadium resources are very abundant in our country; however, vanadium and its compounds are mainly used in the steel industry as a catalyst, and its added value is too low. The utilization of  $\text{LiV}_3\text{O}_8$  as a cathode material, will enhance the value of vanadium resources and promote the development of lithium ion battery industry.  $\text{LiV}_3\text{O}_8$  has its own shortcomings, such as weak electron transport capacity and lower  $\text{Li}^+$  diffusion coefficient<sup>[4,5]</sup>. The study shows that ion doping and polymer coating are effective ways to improve its electrochemical properties<sup>[5-9]</sup>. Madhurya Deka et al.<sup>[6]</sup> synthesized  $\text{LiV}_3\text{O}_8/\text{PMMA}$  by a solid-state reaction, and the study shows that PMMA inserted into layered  $\text{LiV}_3\text{O}_8$ , provided a suitable two-dimensional path for  $\text{Li}^+$  diffusion, improved the two-dimensional path for  $\text{Li}^+$  diffusion, improved the ionic conductivity, and thus overall electrochemical performance.

It is generally known that polypyrrole (PPy) exhibits high conductivity of 100~102 S/cm, and other advantages, such as

facile preparation, high conductivity, environmental friendliness and outstanding structural stability. Many studies showed that when  $\text{LiFePO}_4\text{-PPy}$ <sup>[10]</sup>,  $\text{LiV}_3\text{O}_8\text{-PPy}$ <sup>[11]</sup> and  $\text{Li}_{1.2}\text{Mn}_{0.54}\text{Co}_{0.13}\text{Ni}_{0.13}\text{O}_2\text{-PPy}$ <sup>[12]</sup> composite cathode materials had been synthesized, the electrochemical properties of composite materials improved substantially.

Although  $\text{LiV}_3\text{O}_8$  coated PPy as composite cathode material has been reported, Liu et al.<sup>[11]</sup> synthesized nano PPy- $\text{LiV}_3\text{O}_8$  composite by low temperature in-situ oxidation polymerization, and used it as cathode material in aqueous rechargeable lithium battery. The initial discharge capacity of this composite is 108 mAh/g under a current density of 125 mAh/cm<sup>2</sup>, the capacity fading is 16% after 10th cycle, while the initial discharge of pure  $\text{LiV}_3\text{O}_8$  is only 75 mAh/g. In this work, the  $\text{LiV}_3\text{O}_8\text{-PPy}$  composite was prepared by chemical oxidation in aqueous solutions, and shows that the synthesis of polypyrrole in aqueous solutions causes side reactions leading to the decrease of the conductivity of polypyrrole. However, the research result of the composite cathode material in non aqueous system has not been reported yet. In the previous work, we carried out a large number of studies on the composite of conductive polymer and various lithium battery cathode mate-

Received date: July19, 2017

Foundation item: National Natural Science Foundation of China (21671136); the Natural Science Foundation of Guangdong (2015A030313542, 2016A030313057)

Corresponding author: Ren Xiangzhong, Ph. D., Professor, College of Chemistry and Environmental Engineering, Shenzhen University, Shenzhen 518060, P. R. China, Tel: 0086-755- 26558134, E-mail: renxz@szu.edu.cn

rials<sup>[13-15]</sup>. Based on this work, through the use of ethanol as solvent, pyrrole (Py) as monomer, FeCl<sub>3</sub> as oxidant, benzene sulfonic acid sodium salt (TsONa) as the dopant, the LiV<sub>3</sub>O<sub>8</sub>/PPy composite material was prepared by in-situ polymerization, and its electrochemical performance was improved significantly.

## 1 Experimental

### 1.1 Preparation of LiV<sub>3</sub>O<sub>8</sub>/PPy composite

Applying a stoichiometric ratio of about Li:V: Citric acid=1:3:4, LiV<sub>3</sub>O<sub>8</sub> was prepared from a mixture of NH<sub>4</sub>VO<sub>3</sub>, CH<sub>3</sub>COOLi 2H<sub>2</sub>O with citric acid as chelon. These materials were then dissolved into distilled water and stirred at 80 °C until a blue gel was formed. The gel was dried in a vacuum oven at 100 °C for 12 h and then calcined in air at 550 °C for 12 h (heating rate of 5 °C/min) with natural cooling to room temperature, and then the synthesized LiV<sub>3</sub>O<sub>8</sub> product was obtained.

The synthesized LiV<sub>3</sub>O<sub>8</sub> and doping agent TsONa were added in 100 mL ethanol, and then stoichiometric amount of pyrrole monomers and oxidant FeCl<sub>3</sub> were added in with 1:2:3 molar ratio of Py:TsONa:FeCl<sub>3</sub>. The mixture was stirred in an ice bath for 4 h with nitrogen as protecting gas. The precipitate was obtained after the completion of the reaction. The precipitate was filtered, washed thoroughly with distilled water until the neutral filtrate was obtained, then dried under vacuum at 80 °C for 20 h, and the product LiV<sub>3</sub>O<sub>8</sub>/PPy composite was finally obtained. To differentiate the different ratio of PPy (including 0, 2%, 4%, 6% and 8%), we marked the LiV<sub>3</sub>O<sub>8</sub>/PPy composite as LVP0, LVP2, LVP4, LVP6 and LVP8.

### 1.2 Characterization

X-ray diffraction (XRD. Bruker D8 Advance, Germany) analysis of the obtained materials were investigated using monochromatic Cu K $\alpha$  radiation source in the 2 $\theta$  range 10 °-70 ° at 40 kV, 40 mA, with a scan rate of 3 °/min. The morphology were observed by scan electron microscope (SEM. S-3400N, Japan) and transmission electron microscopy (TEM. JEM 2100, Japan). Thermogravimetric analysis (TGA. TGA Q-50, USA) was carried out in air and the samples were heated from room temperature to 550 °C, at a scan rate of 10 °/min.

### 1.3 Electrochemical measurements

The composite cathode was prepared by the synthesized LiV<sub>3</sub>O<sub>8</sub>/PPy, acetylene black and polyvinylidene (PVDF) in a mass ratio of 85:10:5 onto an aluminum foil with N-methyl pyrrolidone (NMP) as solvent to form a homogeneous slurry, which was then spread onto aluminum foil. The coated electrodes were dried in a vacuum oven at 85 °C for 8 h and then pressed into 15 mm wafers. Electrochemical characterization of the materials was tested in cells with metallic lithium as the negative electrode and a liquid electrolyte (1 mol/L LiPF<sub>6</sub> dissolved in a volume ratio of 1:1 mixture of ethylene carbonate (EC) and diethyl carbonate (DEC)), Celgard2400 as membrane. The coin cells were assembled in an argon-filled dry box (UNILab2000, MBRAUN). Electrochemical capacity

were measured on LAND-2001A systems with galvanostatic charge-discharge in the voltage range of 1.8~4.0 V at different rate. Cyclic voltammograms (CV) (scan rate: 0.1 mV/s, 1.8~4.0 V) and electrochemical impedance spectroscopy (EIS) tests (open circuit potential, amplitude 0.1 mV, 10<sup>5</sup> to 10<sup>-2</sup> Hz) were performed with a CHI 660A electrochemical work station (CH Instrument, USA). All the tests were performed at room temperature.

## 2 Results and discussion

### 2.1 Structure and morphological characterization

Fig.1 shows the XRD patterns of LiV<sub>3</sub>O<sub>8</sub>/PPy composite. All the peaks in Fig.1 are similar and can be well indexed to a monoclinic structure with the space group P21/m. Most of samples are well matched with the standard JCPDS data (PDF card #72-1193)<sup>[16]</sup>, which indicates the structure of LiV<sub>3</sub>O<sub>8</sub> does not change after PPy is coated. The crystal plane index of typical diffraction peak at 2 $\theta$  of 14 ° can be identified as (100). However, all of the samples also show a small impurity peak at 2 $\theta$  of 12.3 °, which can be attributed to Li<sub>0.3</sub>V<sub>2</sub>O<sub>5</sub> (PDF card #18-0755)<sup>[17]</sup>. The intensities (100) vary with the amount of polypyrrole coated. A high intensity (100) line means crystallization is better and surface spacing of (100) is smaller, less conducive to the diffusion of Li<sup>+</sup>. With the amount of PPy coated increasing, the diffraction peak of (100) of the LiV<sub>3</sub>O<sub>8</sub>/PPy composite decreases, because the LiV<sub>3</sub>O<sub>8</sub> coating of amorphous polypyrrole reduces the crystallinity of cathode materials. In this study, the LVP6 shows the lowest intensities (100), which is best for lithium ion insertion/extraction in cathode material.

Fig.2 is a group of SEM images of LiV<sub>3</sub>O<sub>8</sub>/PPy composite, which shows that the surface of the LiV<sub>3</sub>O<sub>8</sub> material particles is coated by PPy, and the LiV<sub>3</sub>O<sub>8</sub> particles are interconnected. It is found that PPy has a great effect on agglomeration of LiV<sub>3</sub>O<sub>8</sub> material powders, the LiV<sub>3</sub>O<sub>8</sub> material has a higher aggregation property with increased PPy content. The aggregation of material is detrimental for lithium ion insertion/extraction in

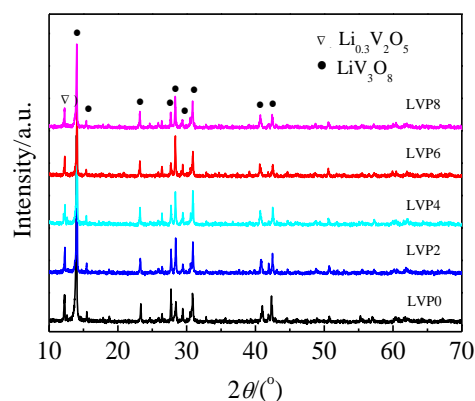


Fig.1 XRD patterns of LiV<sub>3</sub>O<sub>8</sub>/PPy with different contents of Polypyrrole




Fig.2 SEM images of  $\text{LiV}_3\text{O}_8/\text{PPy}$  with different contents of polypyrrole: (a) LVP0, (b) LVP2, (c) LVP4, (d) LVP6, and (e) LVP8

cathode material. According to the TEM photograph of LVP6 (Fig.3), there are some black and white stripes in the material, representing the layered structure of  $\text{LiV}_3\text{O}_8$ <sup>[11]</sup>. In the LVP6 nanocomposite (Fig.3b), it can be clearly seen that the surface of the  $\text{LiV}_3\text{O}_8$  cathode materials are covered with a PPy layer of a uniform thickness of about 10 nm.




Fig.3 TEM images of  $\text{LiV}_3\text{O}_8/\text{PPy}$  composite cathode material containing 6% PPy

To estimate the amount of polypyrrole in the LVP6 composite, TGA analysis was carried out in an air atmosphere. Fig. 4 shows the TGA analysis curves of the LVP6 composite and PPy powders. It can be found that PPy powder demonstrates a mass loss of 49.4% at 500 °C. The mass loss of LVP6 is 3.1%, pure  $\text{LiV}_3\text{O}_8$  has almost no mass loss at 500 °C<sup>[18]</sup>. Hence, the approximate amount of PPy in the LVP6 is calculated to be 6.3 wt%.

## 2.2 Electrochemical properties

Fig.5 is the cycle performance of  $\text{LiV}_3\text{O}_8/\text{PPy}$  with different contents of pyrrole under 0.1 C charge/discharge rate. It indicates that the electrochemical property of  $\text{LiV}_3\text{O}_8$  cathode material is obviously improved due to the coating of pyrrole. As can be seen from Fig.5, the initial discharge capacity of LVP0, LVP2, LVP4, LVP6, LVP8 is 227.4, 239.1, 257.1, 274, 203.8 mAh/g, respectively. After 100 times cycle the discharge capacity remain 160.1, 196.2, 211.9, 239.4, 171.3

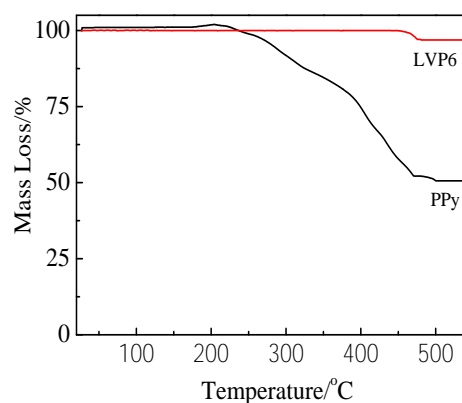


Fig.4 TGA curves of the PPy powder and LVP6

mAh/g, respectively. The capacity retention is 70.4%, 82.1%, 82.4%, 87.4%, 84.1%, respectively. The result indicates that  $\text{LiV}_3\text{O}_8/\text{PPy}$  composites prepared in ethanol liquid have a capacity retention rate above 80% after 100 times cycle. When the content of pyrrole is 6%, the initial discharge capacity of cathode material is as high as 274 mAh/g, the capacity retention rate remain 87.4% after 100 times cycle, and the capacity decay rate is less than 0.13%. Because PPy has the advantage of higher electronic conductivity and tackiness, it is used as binder and conductive agent in the cathode material. With the increasing content of PPy, the initial discharge capacity of  $\text{LiV}_3\text{O}_8/\text{PPy}$  improves gradually. But when the content of PPy is above 8%, the discharge capacity of  $\text{LiV}_3\text{O}_8/\text{PPy}$  drops, because the theory capacity of PPy is 72 mAh/g.

Fig.6 shows the initial discharge curves of  $\text{LiV}_3\text{O}_8/\text{PPy}$  composite cathode materials at 0.1 C. There are several charge/discharge plateaus in the voltage profiles whose shapes are similar to each other, and they correspond to the extraction/insertion of the  $\text{Li}^+$  in the layered materials and are in agreement with other reports<sup>[19]</sup>. The results show that the PPy-coating does not change the charging and discharging process of  $\text{LiV}_3\text{O}_8$ .

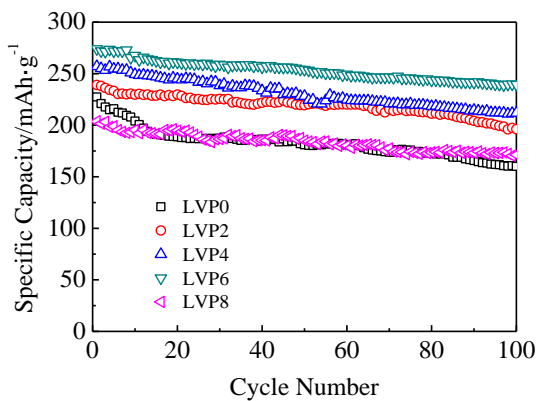


Fig.5 Cycle performance of  $\text{LiV}_3\text{O}_8/\text{PPy}$  with different contents of polypyrrole

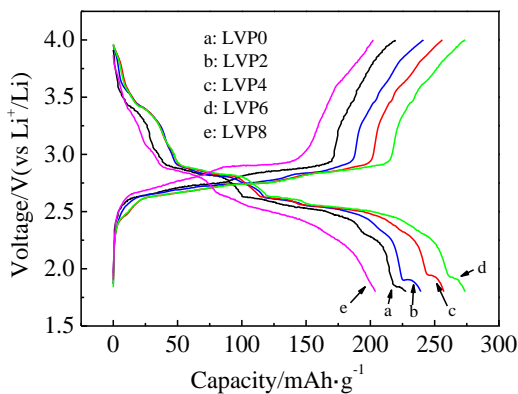


Fig.6 Initial charge-discharge curves of  $\text{LiV}_3\text{O}_8/\text{PPy}$  with different contents of polypyrrole

Fig.7 shows the cyclic voltammetry curves of  $\text{LiV}_3\text{O}_8/\text{PPy}$  composite cathode materials under the scan rate of 0.1 mV/s and the sweep voltage range from 1.8 to 4.0 V. The results indicate that the structure of the  $\text{LiV}_3\text{O}_8/\text{PPy}$  does not change compared with the  $\text{LiV}_3\text{O}_8$  composite materials, because the oxidation and reduction peaks of the  $\text{LiV}_3\text{O}_8/\text{PPy}$  and  $\text{LiV}_3\text{O}_8$  composite materials are similar. There are four reduction peaks at 2.52, 2.75, 2.82, 3.69 V and the oxidation peaks at 3.63, 2.80, 2.72, 2.63, 2.52 V (vs.  $\text{Li}/\text{Li}^+$ ) in Fig.7 which correspond to the embedding and extracting of  $\text{Li}^{+}$ <sup>[20]</sup>. When the content of PPy is 6%, the peak area is the biggest and the difference between oxidation and reduction peaks voltage is the smallest, indicating an optimum electrochemical performance.

EIS was employed to further investigate the electrochemical reaction kinetics of different electrodes. The Nyquist plots and the fitting data plot for  $\text{LiV}_3\text{O}_8/\text{PPy}$  with different contents of polypyrrole at the open voltage of 2.7 ( $\pm 0.3$ ) V are shown in Fig.8. The semicircle appearing in the high frequency range is assigned to the charge-transfer resistance occurring between active materials and liquid electrolyte. The straight line is attributed to the diffusion of lithium ions into electrode materials. As shown in Fig.8, when the content of PPy is 6%, the

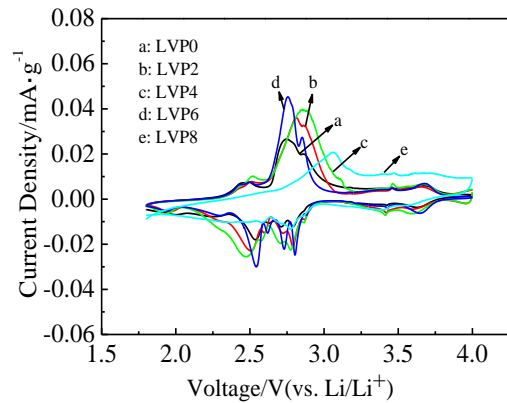


Fig.7 Cyclic voltammograms of  $\text{LiV}_3\text{O}_8/\text{PPy}$  with different contents of polypyrrole

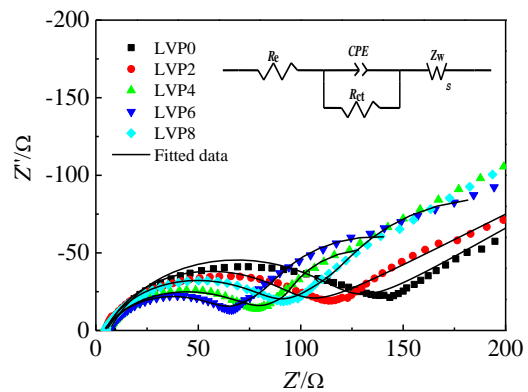


Fig.8 Nyquist and the fitting data plots for  $\text{LiV}_3\text{O}_8/\text{PPy}$  with different contents of polypyrrole

semicircle for  $\text{LiV}_3\text{O}_8/\text{PPy}$  is smallest, suggesting a lower charge-transfer resistance in the former electrode due to the introduction of a highly-conductive carbon coating layer.

### 3 Conclusion

1) A  $\text{LiV}_3\text{O}_8/\text{PPy}$  composite cathode material is prepared by in-situ polymerization combined with oxidation process in a non water system. PPy is coated on the surface of  $\text{LiV}_3\text{O}_8$  particles evenly.

2) With the adding of PPy,  $\text{LiV}_3\text{O}_8$  particles became loose, resulting in a charge transfer impedance and Warburg impedance drop.

3) When PPy content is 6%, the composites show the best electrochemistry performance, with initial discharge capacity as high as 274 mAh/g, after 100 times cycle discharge capacity of 239.4 mAh/g under 0.1 C rate and discharge capacity retention rate of  $\text{LiV}_3\text{O}_8/\text{PPy}$  at 87.4%.

### Reference

- 1 Song H Q, Liu Y G, Zhang C P et al. *Journal of Materials Chemistry A*[J], 2015, 3 (7): 3547
- 2 Zheng J Q, Zhang Y F, Wang N N et al. *Materials Letters*[J], 2016, 171: 240
- 3 Ren W H, Zheng Z P, Luo Y Z et al. *Journal of Materials Chemistry A*[J], 2015, 3 (39): 19850
- 4 Ramaraghavulu R, Sivaiah K, Buddhudu S. *Ferroelectrics*[J], 2012, 432 (1): 55
- 5 Wang Z K, Shu J, Zhu Q C et al. *Journal of Power Sources*[J], 2016, 307: 426
- 6 Deka Madhuryya, Kumar Ashok. *Journal of Solid State Electrochemistry*[J], 2010, 14: 1649
- 7 Li K Q, Cao L F, Huang Z et al. *Journal of Power Sources*[J], 2017, 344: 25
- 8 Cao X Y, Zhu L M, Wu H L. *Electronic Materials Letters*[J], 2015, 11(4): 650
- 9 Ren X Z, Hu S M, Shi C et al. *Journal of Solid State Electrochemistry*[J], 2012, 16(6): 2135
- 10 Boyano Iker, Blazquez J Alberto, de Meaza Iratxe et al. *Journal of Power Sources*[J], 2010, 195(16): 5351
- 11 Liu L L, Wang X J, Zhu Y S et al. *Journal of Power Sources*[J], 2013, 224: 290
- 12 Wu C R, Fang X P, Guo X W et al. *Journal of Power Sources*[J], 2013, 231: 44
- 13 Zhang P X, Zhang L, Ren X Z et al. *Synthetic Metals*[J], 2011, 161(11-12): 1092
- 14 Ren X Z, Shi C, Zhang P X et al. *Materials Science and Engineering B*[J], 2012, 177: 929
- 15 Ren Xiangzhong, Jiang Yingkai, Zhang Peixin et al. *Polymer Materials Science and Engineering*[J], 2010, 26(7): 59 (in Chinese)
- 16 Song H Q, Luo M S, Wang A M. *ACS Applied Materials & Interfaces*[J], 2017, 9: 2875
- 17 Zhong C R, Su X J, Hou G L et al. *Ceramics International*[J], 2017, 43: 414
- 18 Guo H P, Liu L, Wei Q L et al. *Electrochimica Acta*[J], 2013, 94: 113
- 19 Huang S, Wang X L, Lu Y et al. *Journal of Alloys and Compounds*[J], 2014, 58: 441
- 20 Ren X Z, Hu S M, Shi C et al. *Electrochimica Acta*[J], 2012, 63: 232

## 非水体系中钒酸锂/聚吡咯复合正极材料的制备及性能研究

石 钊, 胡盛名, 任祥忠, 高原, 张培新

(深圳大学, 广东 深圳 518060)

**摘要:** 采用乙醇作为介质,  $\text{FeCl}_3$  为氧化剂, 对甲苯磺酸钠为掺杂剂, 通过吡咯单体在钒酸锂表面的氧化聚合制备出了钒酸锂/聚吡咯 ( $\text{LiV}_3\text{O}_8/\text{PPy}$ ) 复合材料。采用 X 射线衍射(XRD)、扫描电镜(SEM)、透射电镜(TEM)对复合材料的结构与形貌进行表征。用恒流充放电测试、循环伏安(CV)和交流阻抗(EIS)等研究了聚吡咯包覆量对材料电化学性能的影响。结果表明: 在钒酸锂表面均匀地包覆了一层厚度约 10 nm 的聚吡咯, 并没有改变钒酸锂的晶型结构。当聚吡咯包覆量为 6% 时, 复合材料的电化学性能最好, 在 0.1 C 充放电倍率下, 首次放电比容量为 274 mAh/g, 循环 100 次后样品的放电比容量为 239.4 mAh/g, 容量保持率为 87.4%, 而未包覆 PPy 的  $\text{LiV}_3\text{O}_8$ , 其首次放电比容量为 227.4 mAh/g, 循环 100 次后样品的放电比容量为 160.1 mAh/g, 容量保持率仅为 70.4%。 $\text{LiV}_3\text{O}_8/\text{PPy}$  复合正极材料的电化学性能得到了明显提高。

**关键词:** 钒酸锂; 聚吡咯; 包覆; 正极材料

作者简介: 石 钊, 女, 1986 年生, 硕士, 实验技术员, 深圳大学化学与环境工程学院, 广东 深圳 518060, 电话: 0755-26054043, E-mail: shichuan@szu.edu.cn